




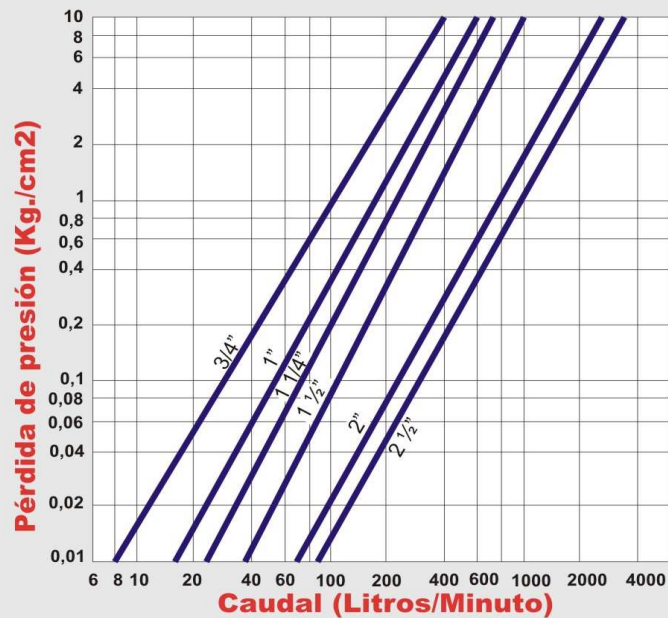
hidroaccesorios s.a.

Bv.Los Alemanes 3131-B° Los Boulevares - T.E./Fax.(54)(0351) 4750080-4750548-4750173 - Córdoba (5147) - Rep.Argentina

ACOPLES HIDRAULICOS (Cierre Estrella)



Acoples rápidos con cierre válvula estrella



**Pérdida de presión usando el acoplamiento
en circuitos de fluidos hidráulicos.**



Pedidos:

pedidos@hidroaccesorios.com.ar


Fax Gratis: 0800-44-44-376 / 44-40-345

Información:


www.hidroacoples.com.ar

Acoples Hidraulicos - Sin Precios


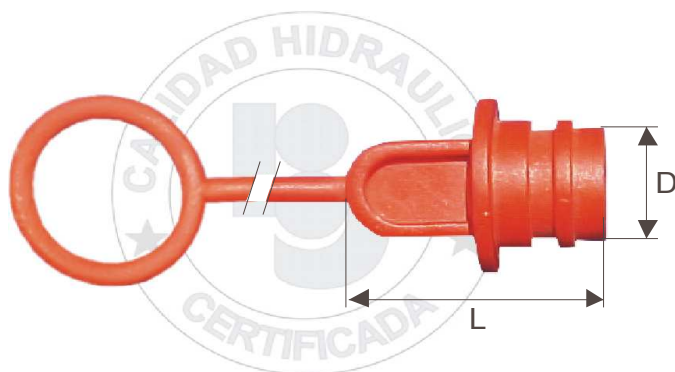
Página - 1




CUERPO ROSCA INTERIOR						
PLANO N°	Referencia	D	d	L	R Rosca NPT	Precio U\$S
10200	ECH 3/4"	46	26,5	78	3/4 - 14	
10202	ECH 1"	55	33,1	88	1" - 11 1/2	
10204	ECH 1 1/4"	60	38,1	101	1 1/4 - 11 1/2	
10206	ECH 1 1/2"	77	48,2	124	1 1/2 - 11 1/2	
10208	ECH 2"	97	67,0	143	2" - 11 1/2	




TAPA CUERPO ACOPLE DE ACERO						
PLANO N°	Referencia	D	D1	L	Material	Precio U\$S
10215	ETM 3/4"	24	32,0	60	Acero	
10217	ETM 1"	31	38,0	65	Acero	
10219	ETM 1 1/4"	36	44,0	70	Acero	
10221	ETM 1 1/2"	44	55,0	80	Acero	
10223	ETM 2"	63	73,0	90	Acero	




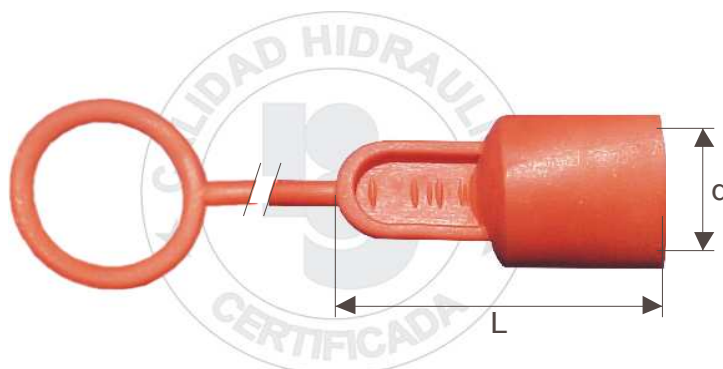
TAPA CUERPO ACOPLE DE PLASTICO O GOMA					
PLANO N°	Referencia	D	L	Material	Precio U\$S
10215/P	ETMP 3/4	24	51	Plástico	
10217/G	ETMG 1"	31		Goma	
10219/G	ETMG 1 1/4	36		Goma	
10221/G	ETMG 1 1/2	44		Goma	
10223/G	ETMG 2"	63		Goma	



NIPLE ROSCA INTERIOR					
PLANO N°	Referencia	D	L	R Rosca NPT	Precio U\$S
10201	ENH 3/4	26,4	78	3/4 - 14	
10203	ENH 1"	32,9	86	1" - 11 1/2	
10205	ENH 1 1/4	37,9	102	1 1/4 - 11 1/2	
10207	ENH 1 1/2	48,0	122	1 1/2 - 11 1/2	
10209	ENH 2"	66,8	150	2" - 11 1/2	



TAPA NIPLE ACOPLE						
PLANO N°	Referencia	D	d	L	Material	Precio U\$S
10214	ETH 3/4	35,0	26,6	40	Acero	
10216	ETH 1"	44,4	33,1	45	Acero	
10218	ETH 1 1/4	51,0	38,1	50	Acero	
10220	ETH 1 1/2	58,0	48,2	60	Acero	
10222	ETH 2"	70,0	67,0	65	Acero	



TAPA CUERPO ACOPLE DE PLASTICO O GOMA					
PLANO N°	Referencia	d	L	Material	Precio U\$S
10214/P	ETHP 3/4	26,6	54	Plástico	
10216/G	ETHG 1"	33,1		Goma	
10218/G	ETHG 1 1/4	38,1		Goma	
10220/G	ETHG 1 1/2	48,2		Goma	
10222/G	ETHG 2"	67,0		Goma	